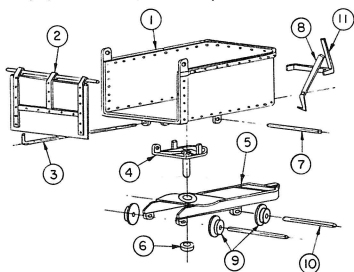


CALICO MINE CAR

INSTRUCTION SHEET

This kit may be assembled as a static display or fully operating. For the static model, first clean any flash and paint the individual parts. Then simply assemble the parts with cement as shown in the exploded view.



The fully operating car can dump, turn and roll along the track. The door and body are locked by means of the lever (8) being thrown to the left and engaging the hook on the truck.

Paint the individual parts after removing any flash. Grimmy black or machine gray are recommended. Usually mine cars receive very little maintenance so that all but the newest cars will show streaks

and spots of rust and will be heavily weathered with the same color as the soil around the mine. Don't paint the wheel treads.

First, cement the strap (11) to the rear of the body (1). Carefully spread the front of the body and insert the door (2). Bend a hook in a piece of brass wire to make the release rod (3) and push it through the holes in the bottom of the body. Slip the release lever (8) between the body and strap and push the rod through the hole. Cut the rod off and cement to the lever, positioning the hook at the end of the rod to lock the door when the lever is in the far left position.

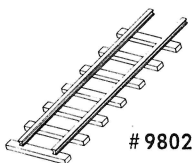
The tilt plate (4) is attached to the bottom of the body by using a short piece of wire as a rod (7). A small amount of glue at each end will hold it firmly. Assemble wheels (9) on the truck frame (5) by using short pieces of wire as axles (10). Cement each wheel to the rod.

Attach the body to the truck by inserting the shaft of the tilt plate (4) through the hole in the truck and then slip the ring (6) over the shaft, cementing it in place.

Excellent mine buildings for use with this kit are available from your dealer by both:

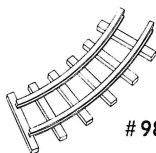
Campbell Scale Models and Timberline Scale Models.

ALSO AVAILABLE FROM YOUR DEALER:



9802

STRAIGHT TRACK
1 5/8" INCHES LONG



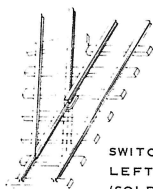
9803

CURVED TRACK
2" INCH RADIUS
8 PIECES FOR
FULL CIRCLE



9805

TIMBER CAR



9804

SWITCHES
LEFT AND RIGHT
(SOLD IN PAIRS)

